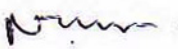


**Saiham Textile Mills Ltd.**  
**Statement of Financial Position (Un-Audited)**  
**As on September 30,2014**


	Amount in Taka	
	September 30, 2014	June 30, 2014
<b>Assets</b>		
<b>Non-Current Assets :</b>	<b>2,088,538,793</b>	<b>2,122,664,673</b>
Property, Plant & Equipment- spinning (net of dep.)	765,365,266	776,543,958
Property, Plant & Equipment- Melange (net of dep.)	1,323,173,527	1,346,120,715
<b>Current Assets :</b>	<b>2,214,687,374</b>	<b>2,232,458,712</b>
Inventories	885,083,324	934,345,757
Trade Debtors	395,179,480	343,361,989
Advances, Deposits & Prepayments	70,997,409	61,864,543
Cash & Cash Equivalents	863,427,161	892,886,423
<b>Total Assets</b>	<b>4,303,226,167</b>	<b>4,355,123,385</b>
<b>Equity &amp; Liabilities :</b>		
<b>Shareholders' Equity:</b>	<b>2,495,081,756</b>	<b>2,439,590,428</b>
Share Capital	750,000,000	750,000,000
Share Premium (Rights Share)	727,500,000	727,500,000
General Reserve	2,764,589	2,764,589
Revaluation Reserve	543,434,892	550,563,000
Retained Earnings	471,382,275	408,762,839
<b>Non-Current Liabilities :</b>	<b>706,028,172</b>	<b>685,467,484</b>
Term Loan- HSBC	587,801,457	587,801,457
Term Loan- EBL	44,790,000	47,916,000
Deferred Tax Liability	73,436,715	49,750,027
<b>Current Liabilities :</b>	<b>1,102,116,239</b>	<b>1,230,065,473</b>
Short Term Loan-HSBC	129,166,667	155,000,000
Current Portion of Long Term Loan-HSBC	170,627,462	227,503,350
Bank Loan & Overdraft-EBL	54,819,883	102,969,449
Short Term Loan- others	17,500,000	17,500,000
Rights Share money Refundable	15,000	15,000
Liabilities for Goods	656,485,240	665,106,864
Liabilities for Expenses & Other Finances	21,364,131	22,821,297
Provision for Tax	52,137,856	39,149,513
<b>Total Liabilities</b>	<b>1,808,144,411</b>	<b>1,915,532,957</b>
<b>Total Equity &amp; Liabilities</b>	<b>4,303,226,167</b>	<b>4,355,123,385</b>
<b>Net Assets Value (NAV) Per Share</b>	<b>33.27</b>	<b>32.53</b>

  
(Md. Neyamat Ullah)  
Company Secretary




**Saiham Textile Mills Ltd.**  
**Statement of Cash Flow (Un-Audited)**  
For the First quarter ended on September 30, 2014

Particulars	Amount in Taka	
	July' 2014 to September' 2014	July' 2013 to September' 2014
<b>Cash flows from operating activities -A</b>		
Collection from Customers and other income	487,432,566	322,137,563
Payment to Suppliers, employees and other expenses	(331,004,715)	(306,334,903)
Advanced income tax paid	(51,902,326)	(6,736,137)
<b>Net Cash flows from operating activities</b>	<b>104,525,525</b>	<b>9,066,523</b>
<b>Cash flows from investing activities -B</b>		
Purchase of property, plant and equipment	-	(7,299,246)
<b>Net cash used in investing activities</b>	<b>-</b>	<b>(7,299,246)</b>
<b>Cash flows from financing activities -C</b>		
Loan (repaid) / received during the period	(133,984,787)	(1,727,255)
<b>Net cash used in financing activities</b>	<b>(133,984,787)</b>	<b>(1,727,255)</b>
<b>Net increase / (Decrease) in cash and cash equivalents (A+B+C)</b>	<b>(29,459,262)</b>	<b>40,022</b>
Cash and cash equivalents at the beginning of the financial year	892,886,423	893,345,853
<b>Cash and cash equivalents at the end of the financial period</b>	<b>863,427,161</b>	<b>893,385,875</b>
<b>Net Operating Cash Flows Per Share</b>	<b>1.39</b>	<b>0.12</b>
<b>Net operating cash Flow per share annualized</b>	<b>5.57</b>	<b>0.48</b>

  
(Md. Neymat Ullah)  
(Company secretary)

**Saiham Textile Mills Ltd.**  
**Statement of Changes in Equity (Un- Audited)**  
For the First quarter ended on September 30, 2014

Particulars	Share Capital	Deposit against Rights share	Share Premium of Rights share	General Reserve	Revaluation surplus	Retained Earnings	Total in Taka
Balance as at July 01, 2014	750,000,000	-	727,500,000	2,764,589	550,563,000	408,762,839	2,439,590,428
Net profit after Tax	-	-	-	-	-	55,491,328	55,491,328
Adjustment of Revaluation of PPE	-	-	-	-	(7,128,108)	7,128,108	-
Balance as at September 30, 2014	750,000,000	-	727,500,000	2,764,589	543,434,892	471,382,275	2,495,081,756
Balance as at July 01, 2013	750,000,000	-	727,500,000	2,764,589	581,156,129	257,432,302	2,318,853,020
Net profit after tax	-	-	-	-	-	46,647,031	46,647,031
Adjustment of Revaluation of PPE	-	-	-	-	(7,648,283)	7,648,283	-
Balance as at September 30, 2013	750,000,000	-	727,500,000	2,764,589	573,507,846	311,727,616	2,365,500,051



(Md. Neyamat Ullah)  
Company Secretary